



Agromet Advisory Bulletin for the District, Kasaragod

(Valid from 28.05.2025 to 01.06.2025)

(Issued jointly by Kerala Agricultural University Regional Agricultural Research Station Pilicode & India Meteorological Department)



Bulletin Number: Pilicode/ Ksd -42/2025

Date: 27/05/2025

A. Weather Summary of preceding five days



Rainfall, mm	Max. temp., °C	Min. temp., °C	R. H., %	Wind speed, Km/h
265.0	26.6 – 30.6	22.5 – 25.1	92 – 100	01 – 04





B. Weather forecast for next five days

Parameters	28-05-2025	29-05-2025	30-05-2025	31-05-2025	01-06-2025
Average Rainfall, mm	80	70	60	65	40
Max. Temp, °C	29	29	29	29	29
Min. Temp, °C	24	24	24	24	24
Max. Relative Humidity, %	98	98	98	98	98
Min. Relative Humidity, %	95	95	95	95	95
Wind speed, km/h	6	5	6	6	10
Wind direction, degrees	270	270	270	270	270
Total cloud cover, octa	8	8	8	8	8

C. Agrometeorological Advisories

Crop	Stages	Problems	Agro-meteorological advisories
General Condition	Extremely Heavy Rainfall**		
	The sky will be cloudy. High relative humidity will be experienced. The atmospheric temperature will come down		
	There will be heavy to very heavy rainfall on May 28, 31 in isolated places.		
	There will be extremely heavy rainfalls on May 29, 30.		
Weather warning	Heavy to heavy rainfall is very likely to occur at isolated places over Kasaragod district on May 28.		
Impacts	<p>Difficulty in drying agricultural produce in open conditions.</p> <p>Chances for fall off of slender stemmed fruits and vegetables.</p> <p>Chances for water stagnation in the fields.</p> <p>Lightning may injure people and cattle at open place.</p> <p>Dispersion of soil from the field and hence seed displacement and poor germination of seeds.</p>		
General Recommendations	<p>Take care while drying the harvested products like rice, rubber, copra, pulses, vegetable seeds, etc directly under sun.</p> <p>Do not heap the harvested products in the field itself.</p> <p>Give popping to all soft slender stemmed crops like banana, vegetables, climbers etc.</p> <p>Clean the drainage channels in crop lowlands to enable proper drainage of excess water in case of exigencies if any.</p>		

	<p>Do not shelter the cattles in shelters having weak structures.</p> <p>Provide mulch at the base of the crop to prevent soil and root damage.</p> <p>Postpone sowing of seeds; if already sown, avoid water stagnation in the field and cover the seeded area with natural mulching materials like straw, farm residues.</p> <p>Keep animal feeds, seeds, fertilizers etc. in termite free and moist free rooms on elevated platforms coated with wooden pannels.</p> <p>Spraying should be done when there is no rainfall.</p>		
Paddy (Viruppu: First crop season)	Sowing	<p>Broadcast sowing/ Nursery preparation for transplanting can be initiated in places where moisture availability is ensured.</p> <p>Preparation of seeds:- To prevent seed borne diseases, dress the seeds with Pseudomonas @ 10g/kg of seeds before sowing</p> <p>Nursery preparation for transplanting -. Apply dried and powdered farm yard manure or compost while preparing the nursery @ 1kg/m² and thoroughly incorporate to the soil.</p>	
	Main Land preparation	<p>If the level of soil moisture content in the paddy field is optimum for ploughing, the tilling operations can be started. With the first ploughing itself, incorporate powdered FYM/compost or green manures (@ 5t/ha) to the soil.</p>	
Coconut	Water Stagnation due to heavy spell of rainfalls	<p>The following practices are advised in cases of continuous heavy rainfalls and water stagnation:</p> <p>Ensure good drainage and hygienic conditions in the farm. Spill out either manually or mechanically the stagnating water from the basins of young palms immediately after the cessation of rainfalls. Rake the soils in the basins with forks and aerate the soil.</p> <p>Apply extra dose of lime @ 1-2 kg/tree in the basins to sanitize the soil. Apply extra micro nutrient mixture (Ayar @ 250g/tree) and Potash (@ 1kg/tree) two weeks after the application of lime. Apply Trichoderma and Pseudomonas to the soil. Spray Bordeaux mixture (1%) to the spindle region of the palms.</p>	
Rice	Nursery stage	<p>Brown leaf spot</p> 	<p>If the disease is severe Spray Mancozeb 75WP at the rate of 3g/ litre of water OR spray Carbendazim + Mancozeb 75WP at the rate of 2g/ litre of water</p>
Coconut	All stages	<p>Bud rot</p> 	<p>As a preventive measure, small perforated sachets containing 2 g of mancozeb may be tied to the top leaf axil. When rains, a small quantity of the fungicide is released from the sachets to the leaf base and thus protecting the palm.</p> <p>Spray 1% Bordeaux mixture on the crown of palms.</p>

Areca nut	All stages	<p>Mahali disease</p> 	<p>Adopt clean cultivation</p> <p>Collect and burn fallen nuts.</p> <p>Prophylactic spraying of Bordeaux mixture (1%) to the bunch and leaves once before onset of south west monsoon and second and third applications at 40-45 days interval</p>
Black pepper	Planting	<p>Wilt disease</p> 	<p>As prophylactic measure, apply 150 gram of Trichoderma enriched neem cake - cow dung mixture in the basins of the vines and incorporate thoroughly with the soil.</p>
Banana	All stages	<p>Pseudostem weevil</p> 	<p>Ensure field sanitation.</p> <p>Apply EPN infected Cadaver (@ 4 numbers per plant) in the middle whorls of the leaves during 5th and 6th months after planting</p> <p>(Cadaver is available at KAU Banana Research Station, Kannara. Contact number: 9605758722)</p>
Ginger/ Turmeric	Sowing	<p>Rot and wilt diseases</p>	<p>As a precaution, use Trichoderma enriched Farm Yard Manure.</p> <p>OR</p> <p>Apply Trichoderma directly onto the moist soil (@ 25g each of Trichoderma per every 100 square meters of the seed bed).</p>
Livestock (Cows/Goats)	Milking	<p>Mastitis</p> 	<p>The disease is common on cows which are sheltered in unhygienic conditions.</p> <p>Prevention:- Ensure hygienic conditions for the individual animals as well as their shelter and its surroundings. The milking machines should be cleaned properly after every use. Boost the immunity of cattle by supplementing feeds with vitamins and minerals containing health tonics.</p> <p>If disease appears, give medication under the supervision of a Veterinary doctor immediately.</p>

**** Warning colour codes of rainfall (for disaster management)**

Warning (Take actions)	Alert (Be prepared)	Watch (Be updated)	No warning (No actions)
-------------------------------	----------------------------	---------------------------	--------------------------------

Sd/-
Nodal Officer,
GKMS Project, RARS Pilicode