



# Agromet Advisory Bulletin for the District, Kasaragod

(Valid from 21.05.2025 to 25.05.2025)

(Issued jointly by Kerala Agricultural University Regional Agricultural Research Station Pilicode & India Meteorological Department)



Bulletin Number: Pilicode/ Ksd -40/2025

Date: 20/05/2025

## A. Weather Summary of preceding five days





Rainfall, mm	Max. temp., °C	Min. temp., °C	R. H., %	Wind speed, Km/h
93.0	33.0 – 33.5	24.5 – 25.6	63 – 100	01 – 02

## B. Weather forecast for next five days

Parameters	21-05-2025	22-05-2025	23-05-2025	24-05-2025	25-05-2025
Average Rainfall, mm	20	10	5	12	22
Max. Temp, °C	28	28	28	28	28
Min. Temp, °C	25	25	25	25	25
Max. Relative Humidity, %	100	100	100	100	100
Min. Relative Humidity, %	100	100	100	100	100
Wind speed, km/h	3	4	3	4	8
Wind direction, degrees	270	230	200	200	180
Total cloud cover, octa	8	8	8	8	8

## C. Agrometeorological Advisories

Crop	Stages	Problems	Agro-meteorological advisories
<b>General Condition</b>	<b>Isolated Heavy to Very heavy Rainfall**</b>		
	The sky will be cloudy. High relative humidity will be experienced. The atmospheric temperature will come down		
	There will be extremely heavy rainfalls (more than 204.4mm within a time span of 24 hours) on May 20.		
	There will be isolated heavy to very heavy rainfall ((From 115.6mm to 204.4 mm within a time span of 24 hours) on May 21, 24		
	There will be isolated heavy rainfalls (From 64.5mm to 115.5 mm within a time span of 24 hours) on May 22.		
<b>Weather warning</b>	There will be light to moderate rainfalls (From 2.5 mm to 15.5 mm within a time span of 24 hours) on May 23.		
	Chances for extremely heavy rainfall on May 20.		
<b>Impacts</b>	<p>Difficulty in drying agricultural produce in open conditions.</p> <p>Chances for fall off of slender stemmed fruits and vegetables.</p> <p>High temperature during daytime may cause high rate of evaporation water from the soil.</p>		
<b>General Recommendations</b>	<p>Take care while drying the harvested products like rice, rubber, copra, pulses, vegetable seeds, etc directly under sun.</p> <p>Do not heap the harvested products in the field itself.</p>		

	<p>Give popping to all soft slender stemmed crops like banana, vegetables, climbers etc. Clean the drainage channels in crop lowlands to enable proper drainage of excess water in case of exigencies if any.</p> <p>Summer rains have prime role in coping up drought. Hence maximum water harvesting should be ensured in the fields. Clean the rain pits. Cover the soil with dried leaves, especially the basins of crops. The opened tree basins which were partially closed after fertilizer application, can act as very good water harvesting structures. Divert the runoff water to such tree basins by drawing furrows.</p>		
Paddy (Viruppu: First crop season)	Main Land preparation	<p>If the level of soil moisture content in the paddy field is optimum for ploughing, the tilling operations can be started. With the first ploughing itself, incorporate powdered FYM/compost or green manures (@ 5t/ha) to the soil.</p>	
Coconut	Land preparation for sowing	<p>Preparations for planting seedlings can be started. Take pits of size 1mx1mx1m. In laterite soils 1.2mx1.2mx1.2m sized pits are required. Fill 1/3 portion of the pits with a mixture of topsoil, powdered FYM and wood ash taken in equal proportion. Bunds should be provided on banks of the pits to prevent collection and stagnation of runoff water in the pits.</p>	
Coconut	All stages	<p>Bud rot</p> 	<p>As a preventive measure, small perforated sachets containing 2 g of mancozeb may be tied to the top leaf axil. When rains, a small quantity of the fungicide is released from the sachets to the leaf base and thus protecting the palm.</p> <p>Spray 1% Bordeaux mixture on the crown of palms.</p>
Areca nut	All stages	<p>Mahali disease</p> 	<p>Adopt clean cultivation</p> <p>Collect and burn fallen nuts.</p> <p>Prophylactic spraying of Bordeaux mixture (1%) to the bunch and leaves once before onset of south west monsoon and second and third applications at 40-45 days interval</p>
Banana	Various stages of growth	<p>Yellowing of leaf/Sigatoka leaf spot etc.</p> 	<p>As a profilatic measure drench the plant basins with Pseudomonas solution (scale: 20 g Pseudomonas/litre of water)</p>
Black pepper	All stages	<p>Foot rot</p> 	<p>As prophylactic measure, apply 150 gram of Trichoderma enriched neem cake - cow dung mixture in the basins of the vines and incorporate thoroughly with the soil.</p> <p>If disease already appeared, drench soil in the plant basins with Redomil 0.2% (2g/litre of water). Spray the same on the leaves also.</p>

Ginger/ Turmeric	Sowing	Rot and wilt diseases	<p>As a precaution, use Trichoderma enriched Farm Yard Manure.</p> <p>OR</p> <p>Apply Trichoderma directly onto the moist soil (@ 25g each of Trichoderma per every 100 square meters of the seed bed).</p>
Cows	Carrying stage	Brucellosis	<p>Ensure hygienic conditions for the animals.</p> <p>If abortion is happened, isolate the animal immediately and report to the nearest veterinary hospital and closely follow the doctor's directions.</p> <p>Human beings are also vulnerable for the disease. Hence the farmers are advised to ensure personal hygiene.</p> <p>Calves of age 4 to 8 months should be vaccinated</p>

**\*\* Warning colour codes of rainfall (for disaster management)**

<b>Warning (Take actions)</b>	<b>Alert (Be prepared)</b>	<b>Watch (Be updated)</b>	<b>No warning (No actions)</b>
-------------------------------	----------------------------	---------------------------	--------------------------------

Sd/-  
Nodal Officer,  
GKMS Project, RARS Pilicode